

Air cooler VNS

Agricultural

Cu/Al - R404A

GEA refrigeration



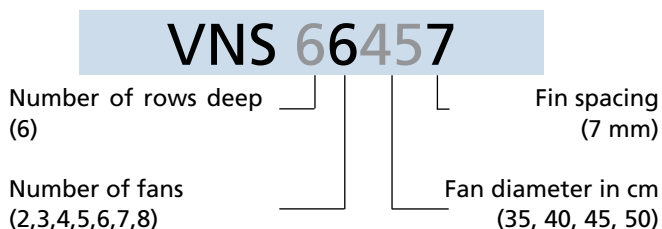
Goedhart



Goedhart VNS

The Goedhart VNS range of ceiling mounted aircoolers are specially designed for use in chill rooms, working with an air temperature of $\pm 0^{\circ}\text{C}$. The aircoolers are especially suitable for vegetable and fruit storage, working with a small ΔT to prevent dehydration of the product. The height of the aircooler is low, so the maximum space in the chill room can be utilised. The coil block is standard build from aluminium end plates, copper tubes and aluminium fins. The range consists of 16 types with a nominal capacity range between 11,5 and 63,2 kW. The modular design incorporates 4 different sizes of fans (350, 400, 450 and 500 mm)..

Type description



Coil execution

- Tube pitch : 50x50 mm square
- Fin spacing : 7 mm
- Material : 15mm o.d. copper tubes
: aluminium HT-fins
- Optimized cooling circuits
- Standard refrigerant connections are positioned on the left hand side of the unit when looking with the direction of the airflow.
- Goedhart VNS coil blocks have copper tubes mechanically expanded into fully collared aluminium fins, providing excellent thermal contact. All evaporator coils are pressure tested to 30 bars and supplied with a light overpressure charge.
- The coolers are suitable for the most commonly used refrigerants/mediums with the exception of NH_3 .

Casing

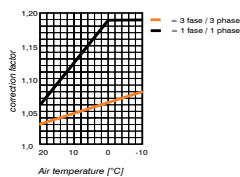
- Construction for ceiling mounting
- Casing material of galvanized sheet steel
- Finishing is standard white epoxy spray (RAL 9003)
- Bend/header projection by end covers, easy removed for maintenance
- Hinged drip tray
- Defrost by hot gas spiral or electric defrost elements will be fixed to the bottom side of the coil.

General range features

Fans

- Manufacturer : Süd Electric
- Diameter : 350, 400, 450 and 500 mm
- Electrical supply : 3x400V-50Hz or 1x230V-50Hz
- Protection class : IP44 (IP 66 on request)
- Frequency regulation : only in combination with sinus filter
- Temperature : between -40°C and +45°C
- Thermo contact : PTO

When the air temperature is lower than -40 °C , special fans are needed. These special fans have a longer delivery time. The technical data in the selection table are the same as on the motor name plates and is valid for an air temperature of +40 °C. For air temperatures lower than +40 °C, the current amperage can be calculated by using the diagram multiplication factor, suitable thermal overloads can then be selected.



Capacities

The capacities in the table below are based on R404A. The indicated temperature differences (DTM) are between the evaporating temperature (T_o) and the average air temperature across the cooler. The nominal capacity is based on:

- evaporation temperature (T_o) -5 °C
- liquid temperature before expansion valve +25 °C (T_o = -5 °C)
- relative humidity 85% of the air-on
- light frosting of the coilblock (after 30 minutes)
- refrigerant superheat of max. 5 K, depending on the temperature difference

Capacity optimisation

Goedhart optimise the coil circuitry to suit the design condition. This provides the best performance for a given cooler in combination with application, refrigerant and capacity.

Mounting and Maintenance

VNS is delivered on a wooden frame. When on the frame, Goedhart VNS can be handled by forklift truck, which makes positioning and installation simple. Refer to our maintenance and installation manual.



Sound data

The mean sound pressure (LpA @ 3m ± 2 dB (A)) each air cooler is a calculated indication value according to the EN13487 standard parallel pipe. Goedhart uses the fan manufacturer's

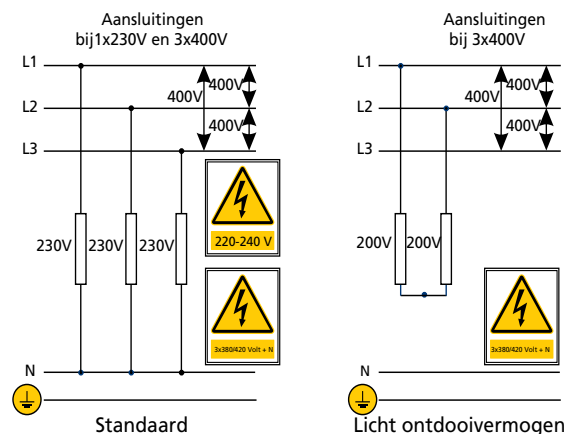
sound power level (LwA) at the inlet side of the fan. Changes to or by the fan or the product, affect the sound, in these cases, consult the manufacturer for the new indication value. In critical sound requirements, we advise you to consult an expert.

Defrost systems

For room temperatures where ice-build up can be expected and where the coil can not be defrosted by the room air, electric or hot gas defrost is necessary

Electrical defrost

On request Goedhart VNS can be provided with electrical defrost. The stainless steel heating elements are fitted in the coil block within aluminium tubes, which forms a highly conductive medium between the heaters and the fins. In the drip tray heater elements are fitted to the underside of the aluminium inner tray. The elements are rated for 220/240 V and are connected (IP55) for 380/415 V (with neutral) supply. The heater elements in the coil block are removable from the bend side, whilst the tray heater elements can be removed once the outer tray has been removed.



Hot gas defrost

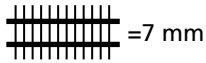
The coil block is suited for hot gas defrost (hot gas supply through the suction header). The drip tray can be provided with a copper hot gas spiral. This is enclosed in aluminium profiles that are rigidly secured to the under side of the aluminium inner drip tray

Optional extras

Various optional extras for the Goedhart VNS are available with price and delivery time upon request, some of them are:

- Insulation discs
- Feet for floor mounting
- Coating on the coil block
- 60Hz fan motors
- EC-fans
- Cooling mediums (glycol/water/etc.)
- Pump system
- Stainless steel casing
- coupling between hotgas spiral and suctionheader
- other fin spacings
- relative humidity regulation (the coilblock will be supplied in 2 parts, a heating and cooling section

VNS Technical data



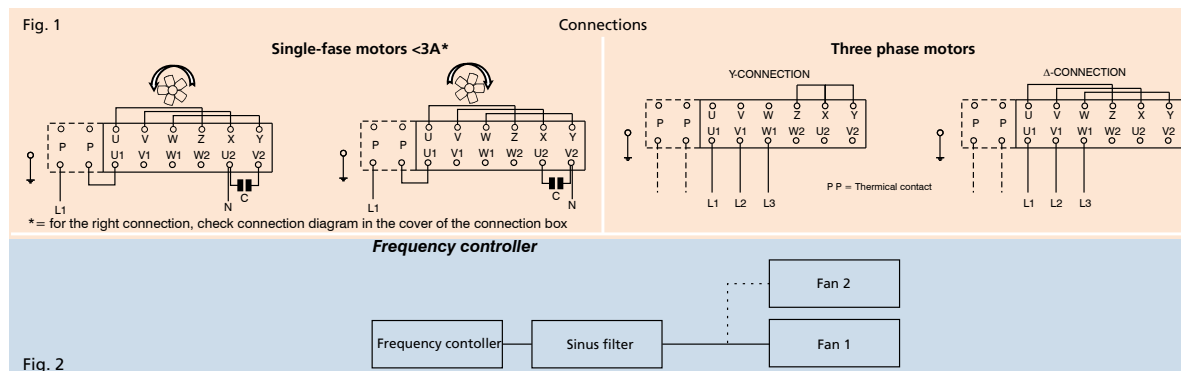
Type	3x400V-50Hz-4 pole - Δ (1500 tpm)						Surface	Fans		Electrical defrost		
	Capacity DTM (R404A)			Capacity DT1 (R404A)	Airvolume	Sound pressure indication (LpA) at 3 m (+/- 2 dB(A))*		Number	Diameter	Coilblock	Drip tray	Total
	DTM=7K -5/+2	DTM=6K -5/+1	DTM=5K -5/0	DT1=8K Air on=0°C -8 / 0								
VNS	kW	kW	kW	kW	m³/h	dB(A)	m²	mm	kW	kW	kW	
6.3.35.7	13,6	11,3	8,9	11,5	6950	57	77	3	350	3,36	2,07	5,43
6.4.35.7	17,7	13,5	11,2	14,9	9260	58	102	4	350	4,66	2,76	7,42
6.5.35.7	23,7	18,8	13,3	19,8	11580	58	128	5	350	5,68	2,34	8,02
6.6.35.7	27,9	23,0	17,7	23,5	13890	59	154	6	350	6,72	2,74	9,46
6.7.35.7	33,1	25,9	20,8	27,5	16200	59	179	7	350	7,76	3,12	10,88
6.8.35.7	38,2	30,7	22,9	31,9	18520	60	205	8	350	8,80	3,52	12,32
6.3.40.7	19,9	15,9	12,5	16,8	10005	56	107	3	400	4,40	2,46	6,86
6.4.40.7	26,5	21,6	16,7	22,4	13340	57	142	4	400	5,68	2,34	8,02
6.5.40.7	32,1	26,0	20,9	27,0	16670	58	178	5	400	6,72	2,74	9,46
6.6.40.7	40,4	32,0	23,6	33,8	20000	59	213	6	400	8,28	3,34	11,62
6.3.45.7	30,6	24,4	19,2	25,7	15490	60	162	3	450	8,28	2,34	10,62
6.4.45.7	40,7	33,2	25,7	34,4	20660	61	216	4	450	10,08	2,92	13,00
6.5.45.7	51,5	41,5	32,1	43,4	25820	62	270	5	450	12,42	3,52	15,94
6.6.45.7	59,7	49,6	38,8	50,7	30980	63	325	6	450	15,60	4,16	19,76
6.5.50.7	59,3	48,8	37,0	52,1	35310	69	284	5	500	13,20	3,74	16,94
6.6.50.7	72,1	56,2	45,1	63,2	42380	69	341	6	500	16,56	4,38	20,94

* = Sound pressure indication (LpA) at 3 m distance each air cooler (+/- 2 dB(A)), free field conditions, according EN13487

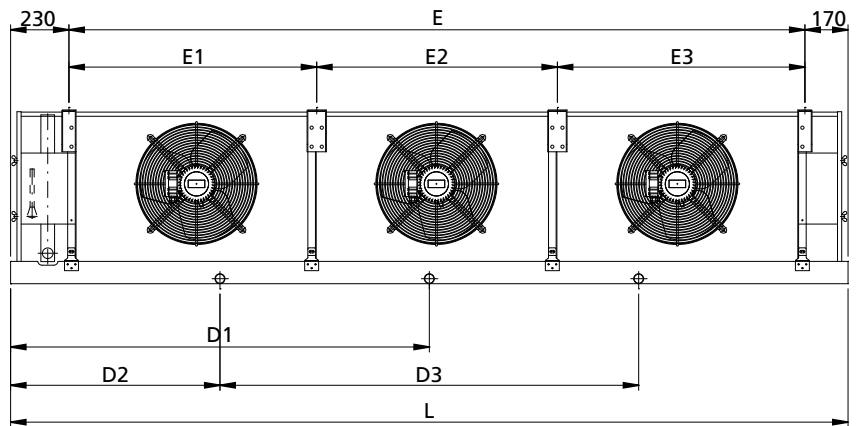
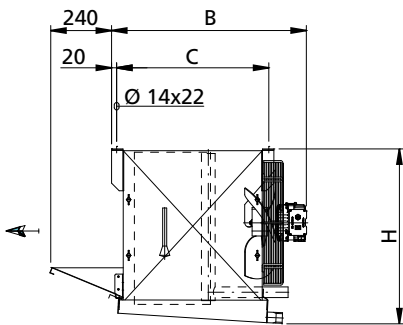
Air coolers details

Fan type	Nominal values at 50Hz-3x400V-T=40°C				Nominal values at 50Hz-1x230V-T=40°C					
	Δ				Y					
	Speed	Absorbed Power	Absorbed FLC	Sound power level each fan (LwA) (+/- 2dB(A))	Speed	Absorbed Power	Absorbed FLC			
mm	min ⁻¹	Watt	A	dB(A)	min ⁻¹	Watt	A	min ⁻¹	Watt	A
350-36°	1340	110	0,48	74	960	70	0,12	1350	170	0,80
400-32°	1350	250	0,60	74	1050	150	0,30	1350	450	1,95
450-32°	1350	400	0,85	78	1050	300	0,50	1350	450	1,95
500-40°	1380	880	1,90	85	1050	660	1,15	1330	700	3,40

Fan details



VNS Technical data



Type	Dimensions											Internal volume	Weight (empty)	
	L	B	H	C	Suspension			Drain						
					E1	E2	E3	D1	D2	D3	Size			
VNS	mm	mm	mm	mm	mm	mm	mm	mm	mm	mm	mm	mm	dm ³	kg
6.3.35.7	2260	800	540	600		1856		1128				¾"	19	149
6.4.35.7	2860	800	540	600		2456		1428				¾"	26	190
6.5.35.7	3460	800	540	600	1528	1528			864	1728		¾"	32	229
6.6.35.7	4060	800	540	600	1828	1828			1014	2028		¾"	38	267
6.7.35.7	4660	800	540	600	1828	2428			1164	2328		¾"	45	309
6.8.35.7	5260	800	540	600	2428	2428			1314	2628		¾"	51	349
6.3.40.7	2710	770	590	600		2306		1353				1 ¼"	27	191
6.4.40.7	3460	770	590	600	1528	1528			864	1728		1 ¼"	36	244
6.5.40.7	4210	770	590	600	1528	2278			1052	2103		1 ¼"	44	298
6.6.40.7	4960	770	590	600	2278	2278			1239	2478		1 ¼"	53	352
6.3.45.7	3310	770	690	600		2906			827	1653		1 ¼"	40	256
6.4.45.7	4260	770	690	600	1928	1928			1064	2128		1 ¼"	54	329
6.5.45.7	5210	770	690	600	1928	2878			1302	2603		1 ¼"	67	404
6.6.45.7	6160	770	690	600	2878	2878			1539	3078		1 ¼"	80	477
6.5.50.7	5460	890	690	700	2028	3028			1364	2728		1 ¼"	71	453
6.6.50.7	6460	890	690	700	2028	2000	2028		1614	3228		1 ¼"	85	536

Dimension details

Goedhart standard product information

Goedhart standard aircooler overview



VCI



DVS/DRS/DZS



ZGB/ZGZ



PAC



FC38



ZFB/ZFZ



Goedhart air coolers for every application

For Contractors and Original Equipment Manufacturers (OEM) related to the industrial refrigeration industry, GEA Goedhart B.V. offers an unlimited range of air coolers and air cooled condensers in several configurations.

Depending on the application, the optimum configuration will be selected in close cooperation with our customers.

Configurations

The following material combinations are available in various tube pitches and various fin spacing:

Tube material	Tube configuration	Fin material
Copper (Cu)	38x33, 50x50, 60x60	Aluminium (Al)
Stainless steel (Stst)	38x33, 50x50, 60x60	Aluminium (Al)
Stainless steel (Stst)	50x50	Stainless steel (Stst)
Aluminium (Al)	60x60	Aluminium (Al)
Hot dipped galvanized steel (FeZn)	60x60, 75x75	Hot dipped galvanized steel (FeZn)

Options on aluminium fins

- Goldlack coated fins
- Seawater resistant aluminium fins (AlMg)

Applications

Cooling	Freezing
Cold stores / Distribution centres	Cold stores / Distribution centres
Food processing rooms	Tunnel / spiral freezers
Fruit storage	Slaughter houses
Banana ripening storage	Automotive testing rooms
Greenhouse conditioning	Ski domes

Pressure Equipment Directive (P.E.D.)

All aircoolers produced by Goedhart comply with the Pressure Equipment Directive 97/23/EC. PED certificates can be downloaded from www.goedhart.nl.





GEA Refrigeration

GEA Goedhart B.V.

Nijverheidsweg 6, 4695 RC Sint Maartensdijk
the Netherlands
Phone +31 (0)166 665 665, Fax+31 (0)166 663 698
www.goedhart.nl
info.goedhart.nl@geagroup.com

GEA Refrigeration

GEA Goedhart s.r.o.

Kostomlátecká 180, 288 26 Nymburk
Czech Republic
Phone +420 (0)325 819 951, Fax+420 (0)325 519 952
www.goedhart.cz
goedhart.cz@geagroup.com

02.01.2.006.doc - 2009-07 / Subject to modification

All offers, contracts, deliveries and other legal relations from GEA Goedhart B.V. are subject to the latest version of our general sales and delivery conditions as filed at the Chamber of Commerce in Middelburg - The Netherlands

Applicability of the general conditions put forward by any buyer is rejected explicitly by GEA Goedhart B.V.